

VICTORIA REAL ESTATE BOARD

MARCH 2026



INTRODUCTION

Use data as a basis for decision making...

At Knew Realty Research (Knew) we have meticulously and methodically taken the time to comb through statistics provided by real estate boards to create this report. Gone are the days of just numbers on a page, through visual analytics allows us to help you identify general market trends in your area and benchmark it to the performance of other regions.

By utilizing our maps and intuitive charting techniques, you will be able to quickly and easily understand your market.

We hope you enjoy our creative approach to monitoring activity in your region.



Let us do the data collection and analysis for you

DISCLAIMER & TERMS OF USE

This report, and all goods, services, content, data and information subsequently provided are subject to our terms of use, available online at:

<https://knewresearch.com/terms-and-conditions/>





CLICK THE LOGO BELOW TO
LEARN MORE ABOUT OUR NEW
MARKET RESEARCH TOOL

KNEW
HOME DATA

TABLE OF CONTENTS

Click on a housing type below to get started...

[SINGLE FAMILY](#)

[TOWNHOME](#)

[CONDOMINIUM](#)

To get back to this menu at any time click on the **KNEW** logo in the top right corner of each page. Please enjoy.

SINGLE FAMILY

CURRENTLY IN THE VICTORIA REAL ESTATE BOARD IT IS A BALANCED MARKET FOR SINGLE FAMILY STYLE HOMES.

225 Single Family style homes sold in the Victoria Real Estate Board in March 2026. This represents an increase of 64 unit sales, or 40% when compared to the 161 sales observed last month. When comparing the current month's sales (225 sales) to the 227 sales observed in March of 2025, sales have decreased by 2 units, or -1%.

818 Single Family style homes were available for purchase in Victoria Real Estate Board in March 2026; this represents an increase of 128 units, or 19%, when compared to the 690 units observed in inventory last month. When comparing this months inventory (818 units) to the 805 units of available inventory observed in March of 2025, inventory has increased by 13 units, or 2%.

\$1,282,046 is the average price for a Single Family style home sold in March 2026. This represents a decrease of \$8,822 in the average sales price, or -0.7% when compared to the average price of sales observed last month (\$1,290,868). When comparing the current months average sale price (\$1,282,046) to the average sale price \$1,290,881 observed in March of 2025, the sale price has decreased by \$8,835, or -1%.

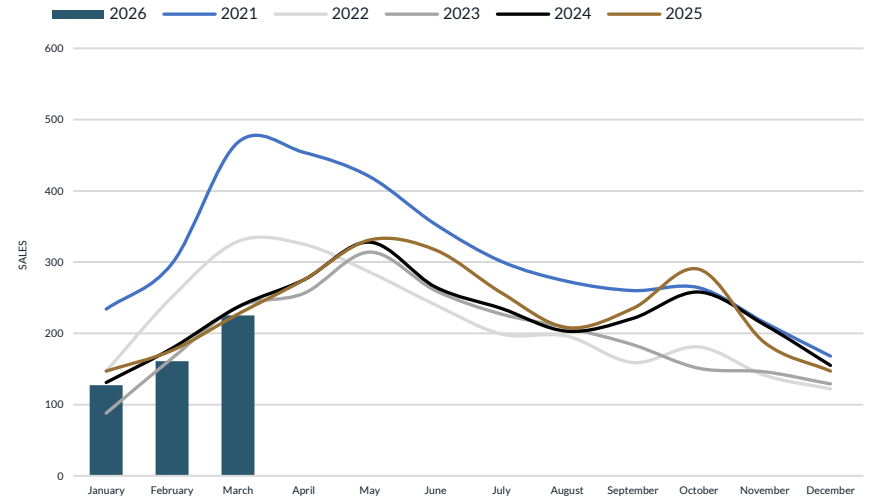


Chart 1: Victoria Single Family Sales

Source: Victoria Real Estate Board®

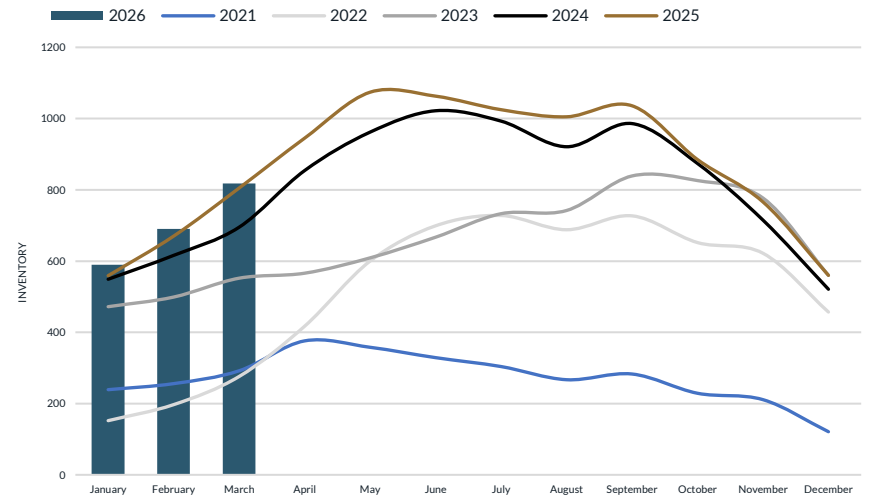


Chart 2: Victoria Single Family Inventory

Source: Victoria Real Estate Board®

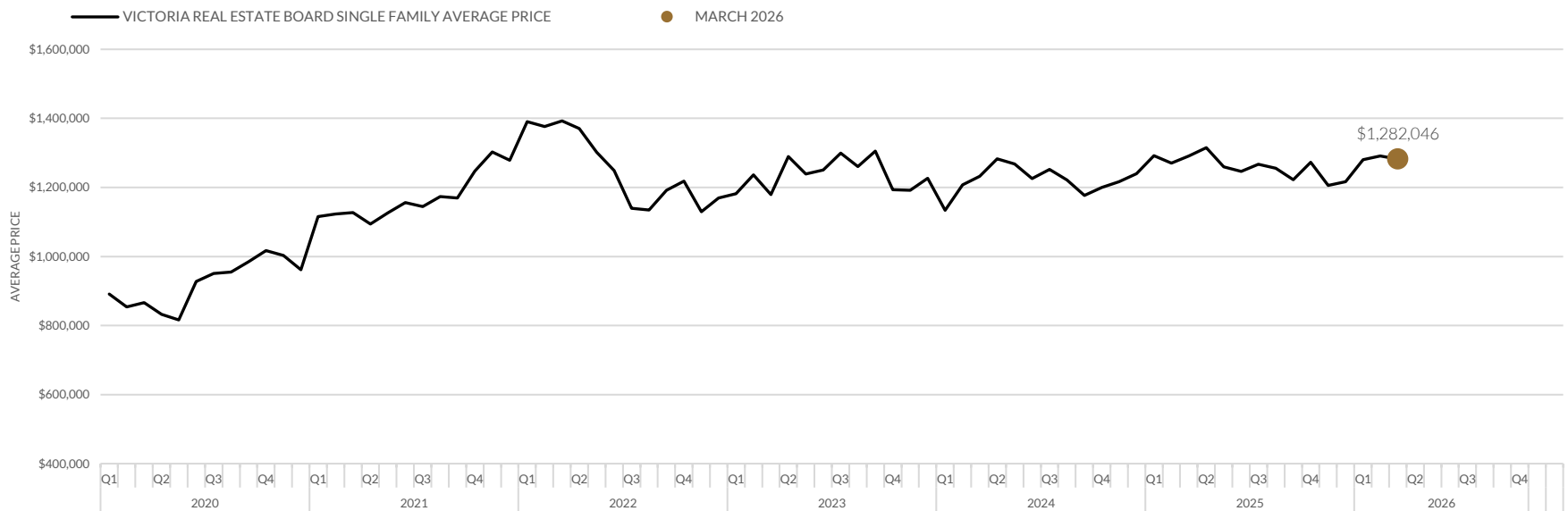


Chart 3: Historical Single Family Average Sales Price

Source: Victoria Real Estate Board®

38 Days is the Average time it takes to sell a Single Family style home in the Victoria Real Estate Board based on observed sales in March of 2026. This represents a decrease of 8 days, or -17% when compared to the average of 46 days to sell a single family home observed last month. When comparing the current months average days on market (38 days) to the average of 29 days on market observed in March of 2025, the average days to sell a home have increased by 9 days, or 31%.

When looking at March YTD Single Family sales for each respective year since 2015, 2026 sales currently rank 6th.

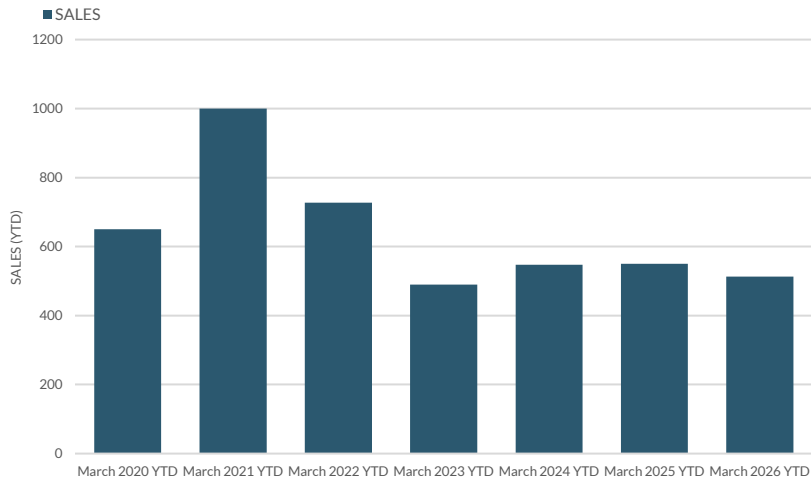


Chart 4: Victoria Single Family Sales YTD Comparison

Source: Victoria Real Estate Board®



TOWNHOME

CURRENTLY IN THE VICTORIA REAL ESTATE BOARD IT IS A BALANCED MARKET FOR TOWNHOME STYLE HOMES.

88 Townhome style homes sold in the Victoria Real Estate Board in March 2026. This represents an increase of 23 unit sales, or 35% when compared to the 65 sales observed last month. When comparing the current months sales (88 sales) to the 79 sales observed in March of 2025, sales have increased by 9 units, or 11%.

327 Townhome style homes were available for purchase in Victoria Real Estate Board in March 2026; this represents an increase of 32 units, or 11%, when compared to the 295 units observed in inventory last month. When comparing this months inventory (327 units) to the 253 units of available inventory observed in March of 2025, inventory has increased by 74 units, or 29%.

\$837,192 is the average price for a Townhome style home sold in March 2026; this represents a decrease of \$2,367 in the average sales price, or -0.3% when compared to the average price of sales observed last month (\$839,559). When comparing the current months average sale price (\$837,192) to the average sale price \$804,796 observed in March of 2025, the sale price has increased by \$32,396, or 4%.

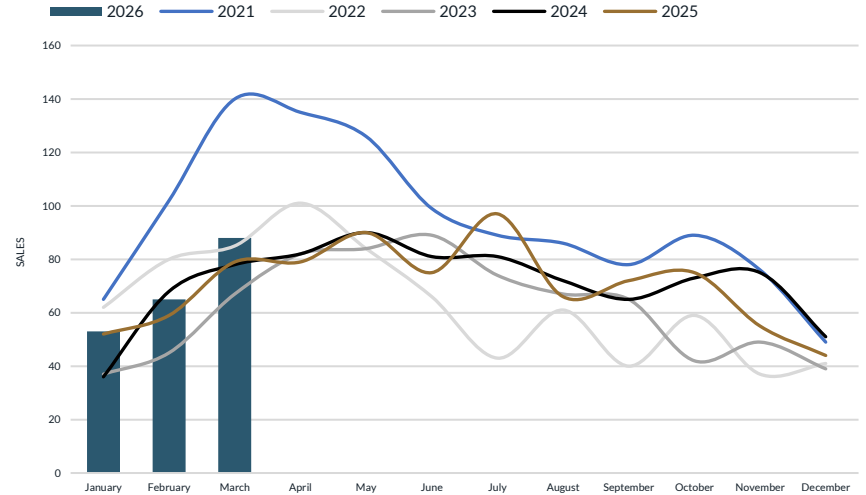


Chart 5: Victoria Townhome Sales

Source: Victoria Real Estate Board®

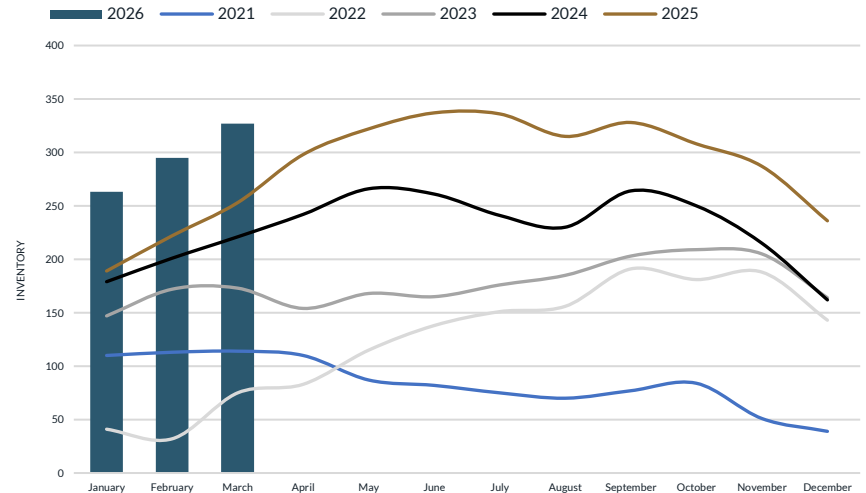


Chart 6: Victoria Townhome Inventory

Source: Victoria Real Estate Board®

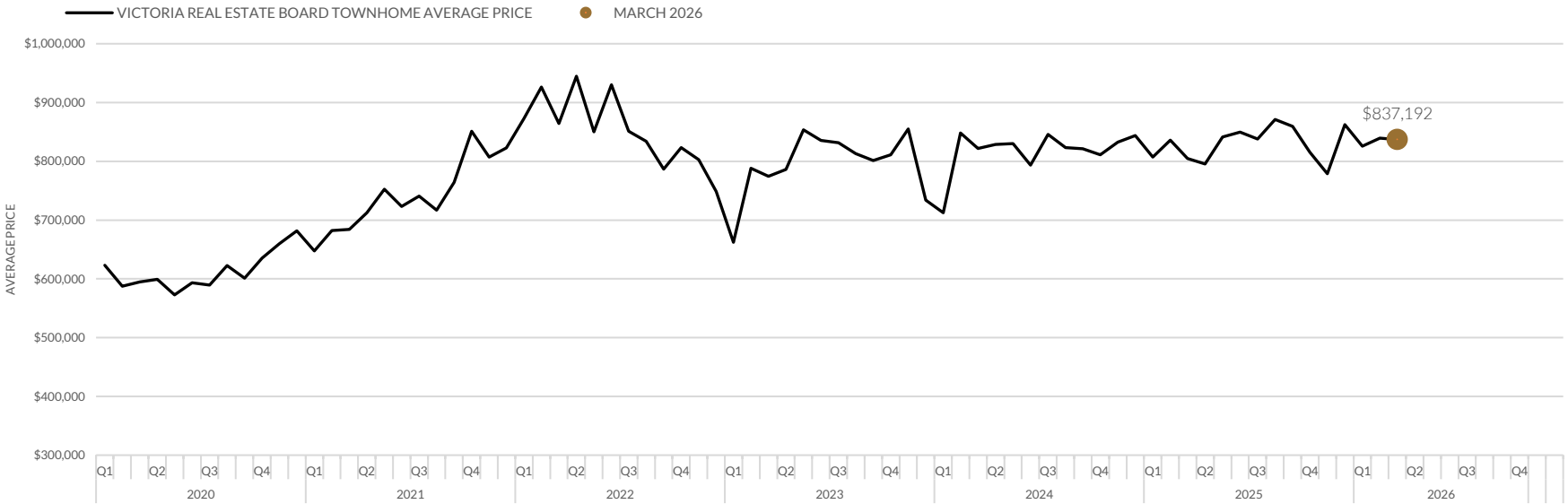


Chart 7: Historical Townhome Average Sales Price

Source: Victoria Real Estate Board®

38 Days is the Average time it takes to sell a Townhome style home in the Victoria Real Estate Board based on observed sales in March of 2026. This represents a decrease of 13 days, or -25% when compared to the average of 51 days to sell a townhome home observed last month. When comparing the current months average days on market (38 days) to the average of 40 days on market observed in March of 2025, the average days to sell a home have decreased by 2 days, or -5%.

When looking at March YTD Townhome sales for each respective year since 2015, 2026 sales currently rank 3rd.

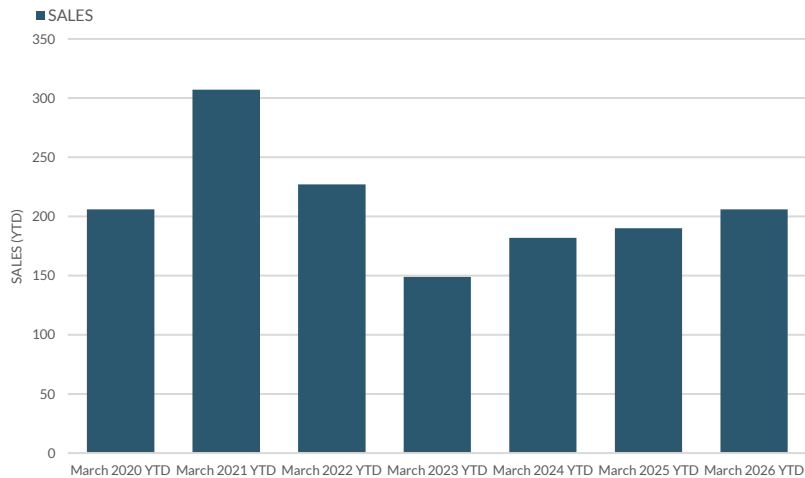


Chart 8: Victoria Townhome Sales YTD Comparison

Source: Victoria Real Estate Board®



CONDOMINIUM

CURRENTLY IN THE VICTORIA REAL ESTATE BOARD IT IS A BUYERS MARKET FOR CONDOMINIUM STYLE HOMES.

164 Condominium style homes sold in the Victoria Real Estate Board in March 2026. This represents an increase of 10 unit sales, or 6% when compared to the 154 sales observed last month. When comparing the current months sales (164 sales) to the 202 sales observed in March of 2025, sales have decreased by 38 units, or -19%.

878 Condominium style homes were available for purchase in Victoria Real Estate Board in March 2026; this represents an increase of 100 units, or 13%, when compared to the 778 units observed in inventory last month. When comparing this months inventory (878 units) to the 836 units of available inventory observed in March of 2025, inventory has increased by 42 units, or 5%.

\$634,393 is the average price for a Condominium style home sold in March 2026; this represents a decrease of \$7,486 in the average sales price, or -1.2% when compared to the average price of sales observed last month (\$641,879). When comparing the current months average sale price (\$634,393) to the average sale price \$642,059 observed in March of 2025, the sale price has decreased by \$7,666, or -1%.

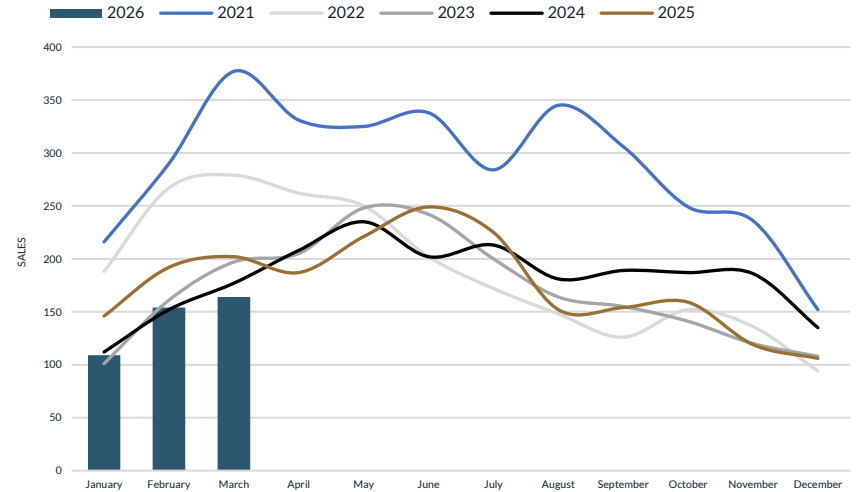


Chart 9: Victoria Condominium Sales

Source: Victoria Real Estate Board®

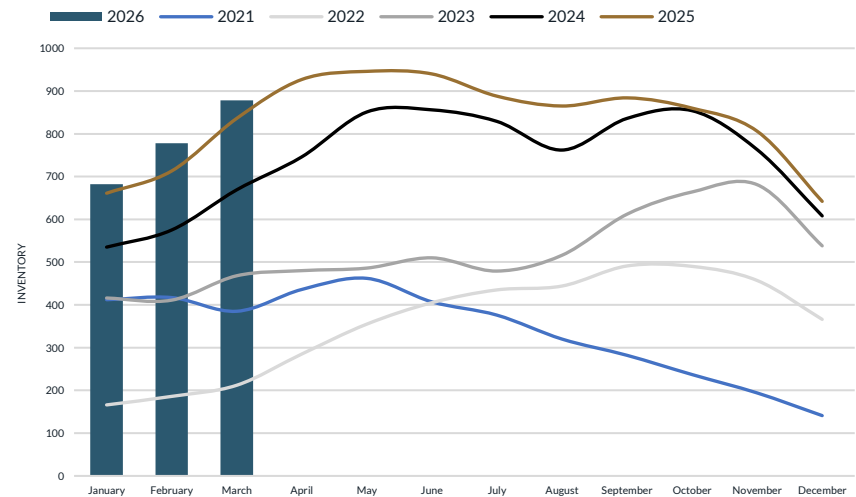


Chart 10: Victoria Condominium Inventory

Source: Victoria Real Estate Board®



Chart 11: Historical Condominium Average Sales Price

Source: Victoria Real Estate Board®

47 Days is the Average time it takes to sell a Condominium style home in the Victoria Real Estate Board based on observed sales in March of 2026. This represents no real change in the average days on market when compared to the prior month. When comparing the current months average days on market (47 days) to the average of 35 days on market observed in March of 2025, the average days to sell a home have increased by 12 days, or 34%.

When looking at March YTD Condominium sales for each respective year since 2015, 2026 sales currently rank 7th.

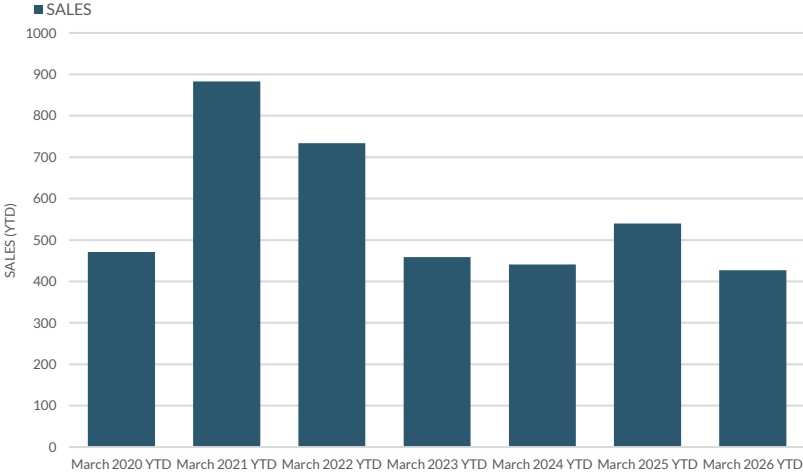


Chart 12: Victoria Condominium Sales YTD Comparison

Source: Victoria Real Estate Board®





KNEW

430-2339 BC-97,
Kelowna BC V1X 4H9
+1 844-848-5639 | info@knewresearch.com
www.knewrealtyresearch.com

© 2026 Knew Realty Research